



— 2023

100

YEARS OF  
HIGH QUALITY



**50**  
year  
warranty





# 50 year warranty

There is a regular guarantee of the high quality of the roof tiles, but also **a 50-year warranty** that comes with the whole roof system NEXE KROV PLUS roof equipment!

**Flexibility and the perfect answer to the market needs**  
(On the mainland or at the seaside, this is the roof tile that you choose)

---

Nexe roof tiles are both for the places on the mainland and for those near the coast because of their design and functionality.

Models Glinex and Cezar, which are large format roof tiles, are intended for the places on the mainland because of their design and slots that are made for quicker water drainage. The idea behind the product is a type of a roof tile with big moving area (Cezar – up to 5 cm) and an excellent sealing system (double seal system), which increase the safety and variety of use.

The flat tile Valens has an interesting and up to date design. Hence, it gives a special flavor to the modern objects. A special feature is big moving area that makes corrections easier.

The Nexe models Mediteran and large format roof tiles Oktavijan and Dioklecijan are adjusted to the Mediterranean area. However, the models Dioklecijan and Oktavijan are also good for the mainland area because of their design and magnificent sealing characteristics. Traditionally, for a long time, the model Mediteran is used on the roofs in the Mediterranean area, which is adjusted to the low roof slope and strong bora gusts because of their design and high wave. Since the seals are bigger, it disables water penetration and better embedding on the roof.



**100** YEARS OF  
HIGH QUALITY

Nexe roof tiles

—  
**so that a house  
becomes  
a home**

Our 100 years for your  
**100 years of comfortable living**

—  
A lot of generations have been creating the brand name of the roof tile from Vinkovci since 1922. The launch of the well-known Bohn's brickyard (1922) was the beginning of the creation of the future Dilj (1961) which has quickly become one of the things that this part of Slavonia can be proud of. These days, there are about 300 employees that work in the company. Nexe roof tiles protect the objects in Croatia, Bosnia and Herzegovina, Serbia, Montenegro, Ukraine, Hungary, Slovenia, Kosovo, Albania, Bulgaria, Rumania, and Austria.

Since 2002 the company has been part of the Nexe Group. Thanks to a large number of investments in the last decade, the company has achieved a level of quality that fulfills all the European criteria and they use the best devices of modern technology in the production of excellent roof tiles and brick.





## Combination of tradition and high quality

The roof tiles of Dilj from Vinkovci are a combination of tradition of building and the materials of the highest quality, which put them on the top of the world market because of their durability and an evergreen design. Nexe roof tiles is an excellent solution because your home is not only four walls and a roof, but also a very comfortable space. We know that the quality is the most important thing.

We are proud of the competence, innovativeness, continuous improvement, a well-thought-out design and a wide assortment, thanks to which our products proudly cover the roofs all over Europe.

## Roof for all kinds of weather

The objects we live in need a safe roof that can endure everything. Roof is a part of a house that endures the most, because it is immediately exposed to rain, wind, snow, hail, and to some other challenges. A high-quality roof has to persist all weather conditions, it has to be waterproof, lasting, easy to embed and easy for maintenance. It also has to be easily reconstructed and environmentally friendly.

We can prove our quality because of our huge number of laurels and certificates that we have deserved and they are confirmation of our great quality, a hundred-year long tradition, environmental awareness, and our contribution to the sustainable development.



## Bigger forms – **smaller costs**

Large format roof tiles present a unique combination for the roof with their quality and design. The main feature of the roof tile is its size (10 pieces/m<sup>2</sup>) and it has a huge impact on the amount of the matter and the length of the construction and finally, it represents better cost-effectiveness. places on the mainland because of their design and slots that are made for quicker water drainage.

The well-thought-out geometry makes a roof tile with a big moving area and an excellent sealing system, which increase the safety and variety of use.



# Cezar<sup>01</sup>

Large format roof tiles are especially designed for the mainland areas. The features of this roof tile are a big moving area (up to 5 cm) and an excellent sealing system (double seal system), which increase the safety and variety of use. The main feature of this roof tile is its size (10 pieces/m<sup>2</sup>) and it has a huge impact on the amount of the matter and the length of the construction and finally, it represents better cost-effectiveness. You can choose between these colors: natur, red, black lux, brown lux, anthracite.







Scan QR code and find more information about this model.

01



## HRN EN 1304

Nail-holes	yes
Nail head rivets (mm)	cca 4x50
Average mass of roof tile (kg)	cca 4.0
Consumption of roof tile per m <sup>2</sup> of roof (piece)	cca 10
Burden of covering (kg/m <sup>2</sup> )	cca 40
Burden of covering (kN/m <sup>2</sup> )	cca 0.40
Covering dimension (mm)	cca 410x250
First batten placement – eaves (mm)	cca 350
Recommended gap between battens (mm)	cca 400
Minimum gap between battens (mm)	cca 350
Maximum gap between battens (mm)	cca 400
Recommended covering width (mm)	cca 250
Consumption of battens (m <sup>2</sup> /m <sup>2</sup> )	cca 2.5
Consumption of couterbattens (m <sup>2</sup> /m <sup>2</sup> )	cca 1.4
Package – 4 rows (piece/pallet)	240
Roof tiles in package (piece)	5
Dimension of pallet (mm)	cca 1100x965
Weight of package (kg)	cca 980
Recommended roof slope	30°
Minimum roof slope	cca 22°
Minimum roof slope (with substructure)	cca 17°



Cezar Natur Engoba



Cezar Crvena



Cezar Smeđa Lux



Cezar Antracit



Cezar Crna Lux



# Oktavijan<sup>02</sup>

Oktavijan, a real imperial roof tile of a large format, is of a high quality and has an interesting design, which make the roof appear more interesting. It is adjusted to both mainland and Mediterranean areas. The main feature of this roof tile is its size (10 pieces/m<sup>2</sup>) which strongly affects not only the consumption of the matter but also the pace of the construction, and finally represents better cost-effectiveness. You can choose between these colors: natur, red, black lux, brown lux.







Scan QR code and find more information about this model.

# 02



## HRN EN 1304

Nail-holes	yes
Nail head rivets (mm)	cca 4x50
Average mass of roof tile (kg)	cca 4.1
Consumption of roof tile per m <sup>2</sup> of roof (piece)	cca 10
Burden of covering (kg/m <sup>2</sup> )	cca 41
Burden of covering (kN/m <sup>2</sup> )	cca 0.41
Covering dimension (mm)	cca 400x250
First batten placement – eaves (mm)	cca 350
Recommended gap between battens (mm)	cca 400
Minimum gap between battens (mm)	cca 392
Maximum gap between battens (mm)	cca 405
Recommended covering width (mm)	cca 250
Consumption of battens (m <sup>2</sup> /m <sup>2</sup> )	cca 2.5
Consumption of couterbattens (m <sup>2</sup> /m <sup>2</sup> )	cca 1.4
Package – 4 rows (piece/pallet)	240
Roof tiles in package (piece)	5
Dimension of pallet (mm)	cca 1100x965
Weight of package (kg)	cca 1000
Recommended roof slope	30°
Minimum roof slope	cca 22°
Minimum roof slope (with substructure)	cca 17°



Oktavijan Natur Engoba



Oktavijan Crvena



Oktavijan Smeda Lux



Oktavijan Crna Lux



# Dioklecijan<sup>03</sup>

Dioklecijan, a roof tile of a large format, can be used both for the mainland and Mediterranean areas. The features of this model are an excellent sealing system (double seal system), which increase the safety and variety of use. The consumption is only 11 pieces/m<sup>2</sup>. Therefore, this is an ideal solution because it makes the pace of construction quicker and finally provides cost-effectiveness. This model is protected with engobe and you can choose between these colors: natur, red, black and brown lux.







Scan QR code and find more information about this model.

03



## HRN EN 1304

Nail-holes	yes
Nail head rivets (mm)	cca 4x50
Average mass of roof tile (kg)	cca 3.80
Consumption of roof tile per m <sup>2</sup> of roof (piece)	cca 11
Burden of covering (kg/m <sup>2</sup> )	cca 41
Burden of covering (kN/m <sup>2</sup> )	cca 0.41
Covering dimension (mm)	cca 375x240
First batten placement – eaves (mm)	cca 350
Recommended gap between battens (mm)	cca 380
Minimum gap between battens (mm)	cca 375
Maximum gap between battens (mm)	cca 385
Recommended covering width (mm)	cca 240
Consumption of battens (m <sup>2</sup> /m <sup>2</sup> )	cca 2.5
Consumption of couterbattens (m <sup>2</sup> /m <sup>2</sup> )	cca 1.4
Package – 4 rows (piece/pallet)	240
Roof tiles in package (piece)	5
Dimension of pallet (mm)	cca 1100x965
Weight of package (kg)	cca 940
Recommended roof slope	30°
Minimum roof slope	cca 22°
Minimum roof slope (with substructure)	cca 17°



Dioklecijan Nature Engoba



Dioklecijan Crvena



Dioklecijan Smeđa Lux



Dioklecijan Crna Lux



Valens, a flat roof tile that has an attractive and modern design which makes modern objects appear special. A special feature is a big moving area that makes corrections done more easily. Let the Nexa roof tile Valens be your choice and get cost savings with a 50-year warranty. Anthracite or natur engobe? The choice is Yours.







Scan QR code and find more information about this model.

04



## HRN EN 1304

Nail-holes	yes
Nail head rivets (mm)	cca 4x50
Average mass of roof tile (kg)	cca 4.5
Consumption of roof tile per m <sup>2</sup> of roof (piece)	cca 10
Burden of covering (kg/m <sup>2</sup> )	cca 45
Burden of covering (kN/m <sup>2</sup> )	cca 0.45
Covering dimension (mm)	cca 410x250
First batten placement – eaves (mm)	cca 350
Recommended gap between battens (mm)	cca 400
Minimum gap between battens (mm)	cca 360
Maximum gap between battens (mm)	cca 400
Recommended covering width (mm)	cca 250
Consumption of battens (m <sup>2</sup> /m <sup>2</sup> )	cca 2.5
Consumption of couterbattens (m <sup>2</sup> /m <sup>2</sup> )	cca 1.4
Package – 4 rows (piece/pallet)	240
Roof tiles in package (piece)	5
Dimension of pallet (mm)	cca 1100x965
Weight of package (kg)	cca 1100
Recommended roof slope	30°
Minimum roof slope	cca 24°
Minimum roof slope (with substructure)	cca 20°



Valens Nature Engoba




Valens Antracit



# Glinex Premium<sup>05</sup>

Another Nexe model of the highest quality is Glinex Premium, an excellent roof tile for the mainland areas, with a double roll and a nail hole. The biggest advantage of this model is the possibility of sliding batten, which makes it perfect both for the recently built objects and fixing an older truss. A big moving area and lighter burden of covering that is only 39 kg/m<sup>2</sup> makes this model easy to apply and finally contributes to the cost-savings in construction.





50  
year  
warranty



Scan QR code and find more  
information about this model.



Glinex Premium

05

## HRN EN 1304

Nail-holes	yes
Nail head rivets (mm)	cca 4x50
Average mass of roof tile (kg)	cca 3.10
Consumption of roof tile per m <sup>2</sup> of roof (piece)	cca 12.6
Burden of covering (kg/m <sup>2</sup> )	cca 39
Burden of covering (kN/m <sup>2</sup> )	cca 0.39
Covering dimension (mm)	cca 345x228
First batten placement – eaves (mm)	cca 320
Recommended gap between battens (mm)	cca 350
Minimum gap between battens (mm)	cca 330
Maximum gap between battens (mm)	cca 360
Recommended covering width (mm)	cca 228
Consumption of battens (m <sup>2</sup> /m <sup>2</sup> )	cca 3.0
Consumption of couterbattens (m <sup>2</sup> /m <sup>2</sup> )	cca 1.4
Package – 4 rows (piece/pallet)	300
Roof tiles in package (piece)	6
Dimension of pallet (mm)	cca 1100x850
Weight of package (kg)	cca 950
Recommended roof slope	30°
Minimum roof slope	cca 22°
Minimum roof slope (with substructure)	cca 17°



# Glinex Kontinental<sup>06</sup>

You can also find in our offer the roof tile models Glinex Kontinental and Rustik. They are models of a high quality, made for the mainland areas, and have double roll and a nail hole. They are both clay roof tiles and their average mass is 3,1 kg and consumption are 13 pieces per m<sup>2</sup>. Glinex enables a tolerance whilst embedding and recommended roof slope is 30 degrees. Together with Glinex Kontinental, we deliver all other elements for building a roof.







Scan QR code and find more information about this model.

# 06

## HRN EN 1304

Nail-holes	yes
Nail head rivets (mm)	cca 4x50
Average mass of roof tile (kg)	cca 3.1
Consumption of roof tile per m <sup>2</sup> of roof (piece)	cca 13
Burden of covering (kg/m <sup>2</sup> )	cca 40.3
Burden of covering (kN/m <sup>2</sup> )	cca 0.403
Covering dimension (mm)	cca 370x215
First batten placement – eaves (mm)	cca 320
Recommended gap between battens (mm)	cca 360
Minimum gap between battens (mm)	cca 355
Maximum gap between battens (mm)	cca 365
Recommended covering width (mm)	cca 215
Consumption of battens (m <sup>2</sup> /m <sup>2</sup> )	cca 3.0
Consumption of couterbattens (m <sup>2</sup> /m <sup>2</sup> )	cca 1.4
Package – 4 rows (piece/pallet)	300
Roof tiles in package (piece)	6
Dimension of pallet (mm)	cca 1100x850
Weight of package (kg)	cca 950
Recommended roof slope	30°
Minimum roof slope	cca 22°
Minimum roof slope (with substructure)	cca 17°



Glinex Kontinental



Glinex Rustik



Mediterran is an ideal choice for the coastal areas that is exposed to the strong winds. This model can be easily and quickly embedded to any roof because of the consumption of 13,2 pieces/m<sup>2</sup> and weight of 3,6 kg. This roof tile has high waves and excellent sealing characteristics (double seal system), which lowers the impact of the wind and therefore increases the stability of the construction.

There is a nail hole on every roof tile, which enables better attaching to the roofing batten. It is waterproof also on the really low roof slopes, so this model can be used anywhere (minimum slope 17°). You can choose from natural or antique color, which makes roof more attractive.







Scan QR code and find more information about this model.



Mediterran



Mdeiteran Antik A



Mdeiteran Antik B

07



## HRN EN 1304

Nail-holes	yes
Nail head rivets (mm)	cca 4x50
Average mass of roof tile (kg)	cca 3.6
Consumption of roof tile per m <sup>2</sup> of roof (piece)	cca 13.2
Burden of covering (kg/m <sup>2</sup> )	cca 47.6
Burden of covering (kN/m <sup>2</sup> )	cca 0.476
Covering dimension (mm)	cca 360x210
First batten placement – eaves (mm)	cca 320
Recommended gap between battens (mm)	cca 350
Minimum gap between battens (mm)	cca 350
Maximum gap between battens (mm)	cca 355
Recommended covering width (mm)	cca 210
Consumption of battens (m <sup>2</sup> /m <sup>2</sup> )	cca 3.0
Consumption of couterbattens (m <sup>2</sup> /m <sup>2</sup> )	cca 1.4
Package – 4 rows (piece/pallet)	240
Roof tiles in package (piece)	6
Dimension of pallet (mm)	cca 1100x850
Weight of package (kg)	cca 890
Recommended roof slope	30°
Minimum roof slope	cca 22°
Minimum roof slope (with substructure)	cca 17°

**Remark:** Mediteran Antik tile comes in two shades, lighter and darker, and in the pacakage is uneven number of lighter and darker pieces. In order to achieve harmony of shades, it is necessary to chose a tile from random pallets, and "paint" the roof surface according to your own vision in order to give your roof a special architectural value and uniqueness.





# Nexe krov plus

An adequate roof equipment is also available for other models of Nexe roof tiles.



1



IMPERIAL GUTTER

2



RIDGE SPLITTER

3




VALENS SPACER

4



COMPACT FOIL

5



MARGINAL VALENS

6



FIRST RIDGE

7



VALENS

8



SNOW GUARDS

9



PERFORATED TAPE

10




VESSEL VALENS

NEXE KROV PLUS roof equipment enables natural air flow under the roof tiles, so that roof can breathe. The whole roof equipment guarantees a long-lasting protection, regular function and longevity of the roof. A roof construction built with Nexe roof tiles and original roof equipment **NEXE KROV PLUS gives you an extended 40 + 10-year-long warranty.**



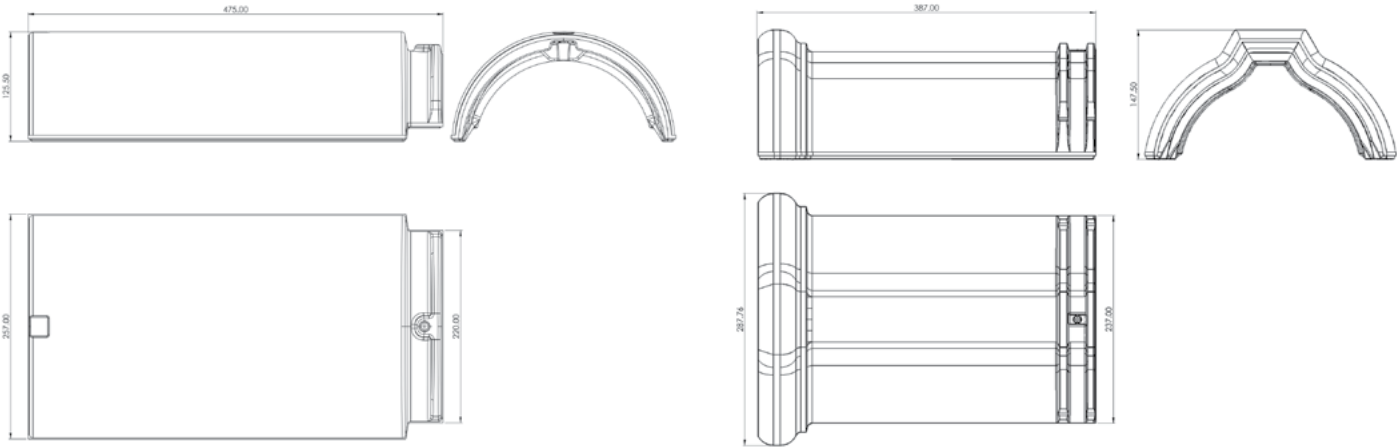


IMPERIAL GUTTER



HRN EN 1304

Nail-holes	yes
Nail head rivets (mm)	cca 4x50
Average mass of roof tile (kg)	cca 3.80
Consumption of roof tile per m² of roof (piece)	cca 2.5
Covering dimension (mm)	cca 405x235
Package – 4 rows (piece/pallet)	108
Dimension of pallet (mm)	cca 1020x850
Težina pakiranja (kg)	cca 440



GLINEX GUTTER



HRN EN 1304

Nail-holes	yes
Nail head rivets (mm)	cca 4x50
Average mass of roof tile (kg)	cca 3.30
Consumption of roof tile per m² of roof (piece)	cca 3
Covering dimension (mm)	cca 340x200
Package – 4 rows (piece/pallet)	198
Dimension of pallet (mm)	cca 1118x850
Težina pakiranja (kg)	cca 680

SPECIAL ROOF TILES

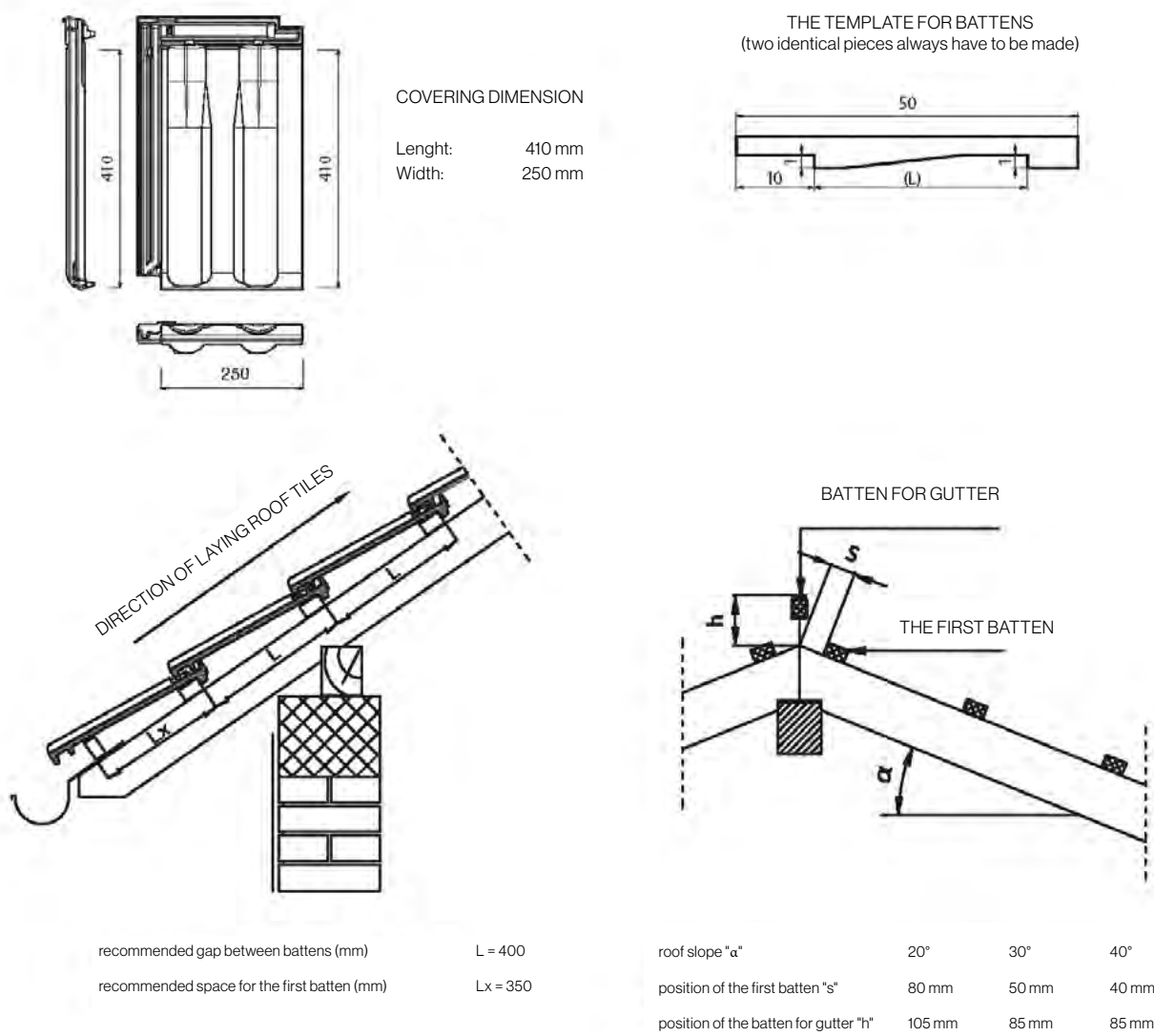
	CEZAR	OKTAVIJAN	DIOKLECIJAN	VALENS	GLINEX KONTINENTAL	GLINEX PREMIUM	MEDITERAN
Spacer roof tile							
Half of a roof tile							
Right marginal roof tile 1/1							
Left marginal roof tile 1/1							
Gutter							
The first tile of gutter							
Gutter end cap							
First ridge							
Gutter splitter							
Under gutter							
Right margine under gutter							
Left margine under gutter							
Range hood ventilation connection							
Weathercock Vinkovci							

ROOF EQUIPMENT

	CEZAR	OKTAVIJAN	DIOKLECIJAN	VALENS	GLINEX KONTINENTAL	GLINEX PREMIUM	MEDITERAN
Roof foil							
Diffuse sticky tape							
Ridge batten holder							
Ridge batten buckle							
Ridge tape							
Drip edge grid							
Perforated tape							
Metal snow guard							
The first roof tile row buckle							
Buckle against bad weather							
Final perforated tile							
Cool engobe							

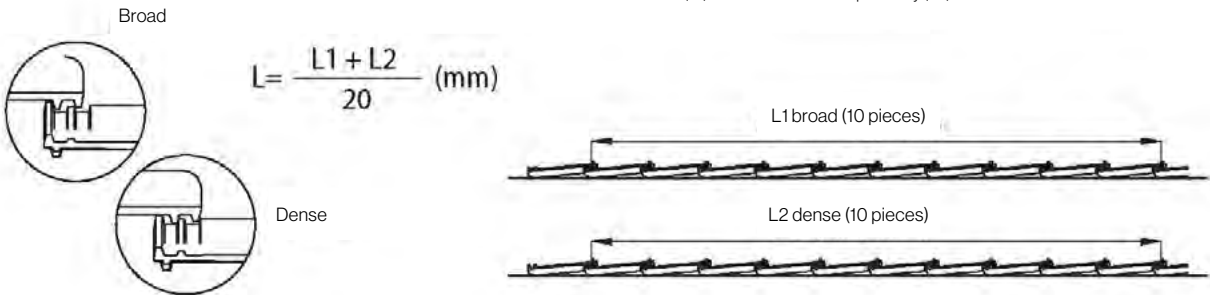


THE CORRECT WAY OF ROOF BATTENING — CEZAR

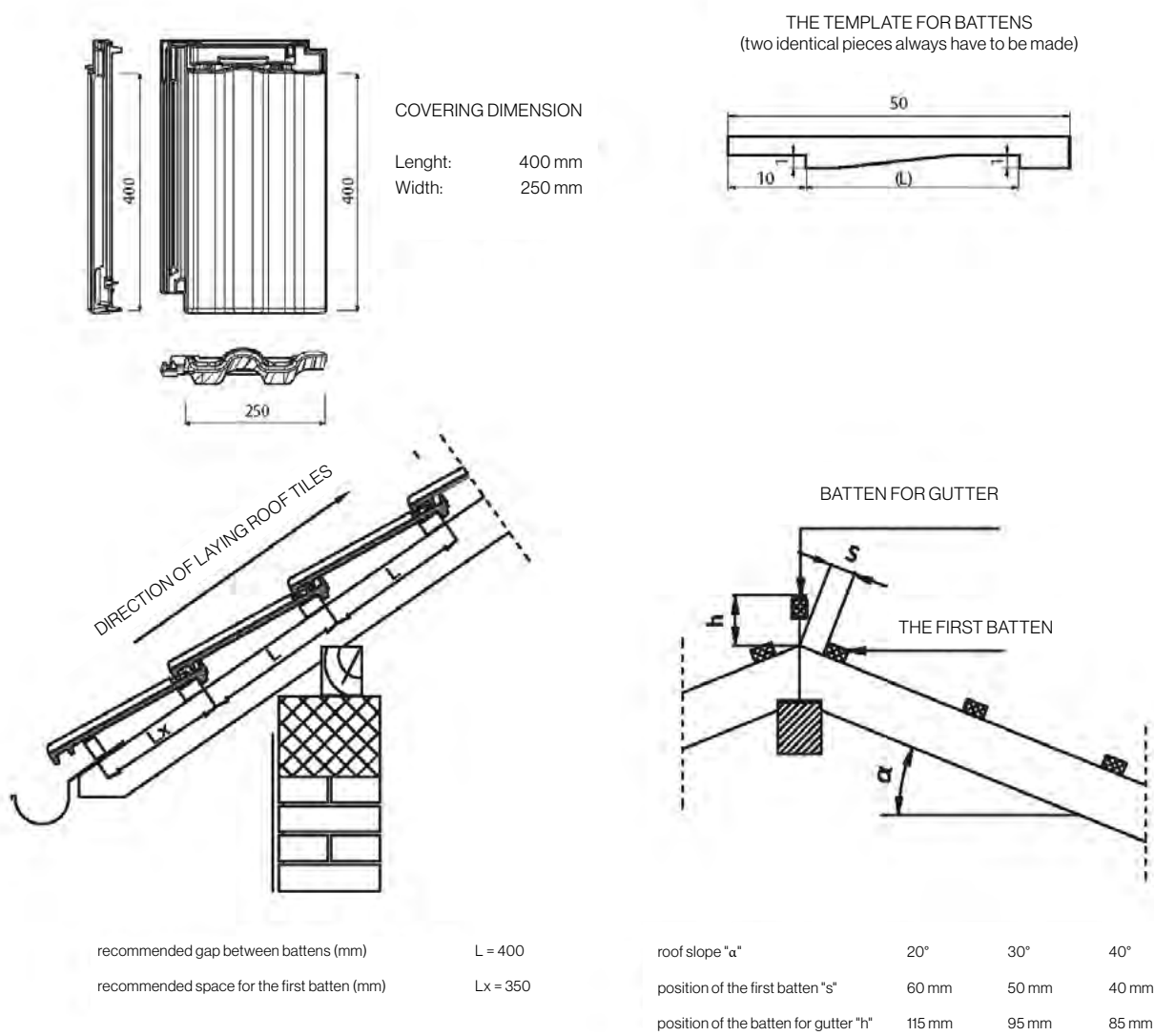


SPECIFYING THE SPACE BETWEEN THE BATTENS ACCORDING TO THE NORM

- Take 12 roof tiles that serve as random samples at the construction site.
- Line up the roof tiles that you have taken on the flat surface (concrete or board) face down.
- Measure the space between 10 roof tiles when they are lined up broadly (L1) and then when lined up densely (L2).

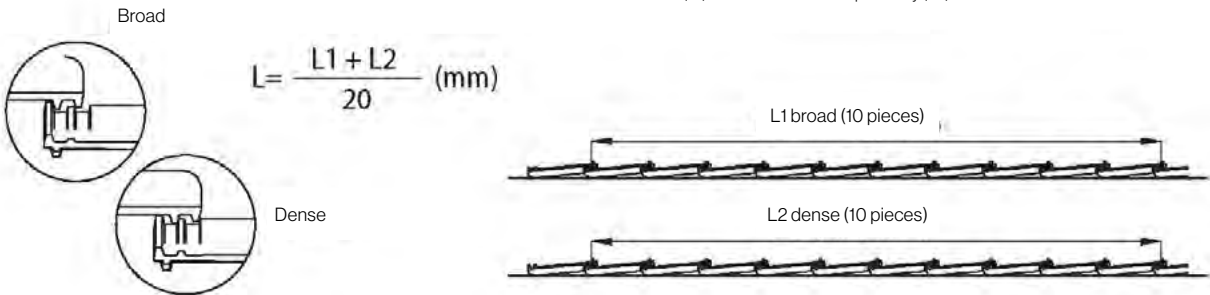


THE CORRECT WAY OF ROOF BATTENING — OKTAVIJAN



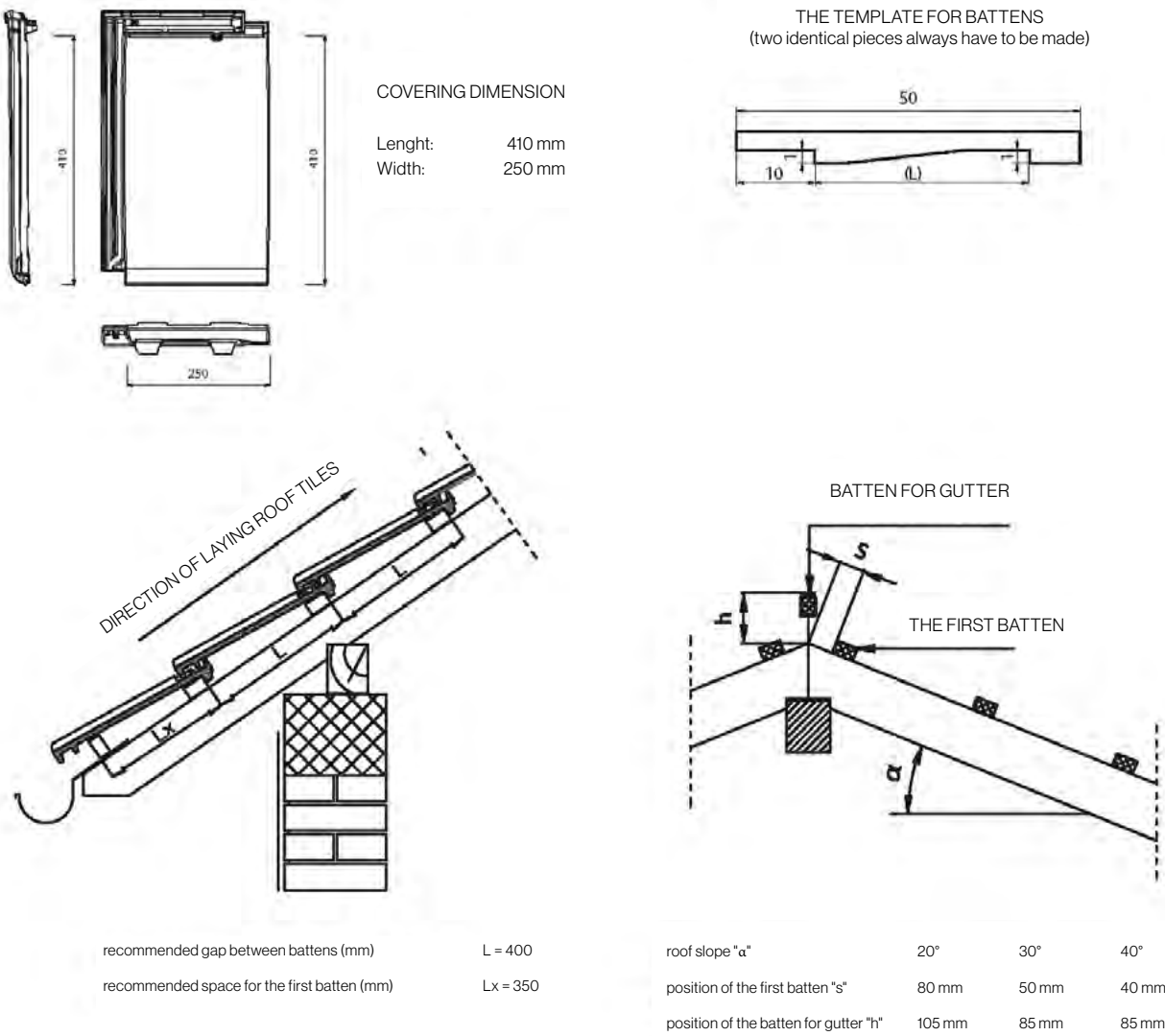
SPECIFYING THE SPACE BETWEEN THE BATTENS ACCORDING TO THE NORM

- Take 12 roof tiles that serve as random samples at the construction site.
- Line up the roof tiles that you have taken on the flat surface (concrete or board) face down.
- Measure the space between 10 roof tiles when they are lined up broadly (L1) and then when lined up densely (L2).



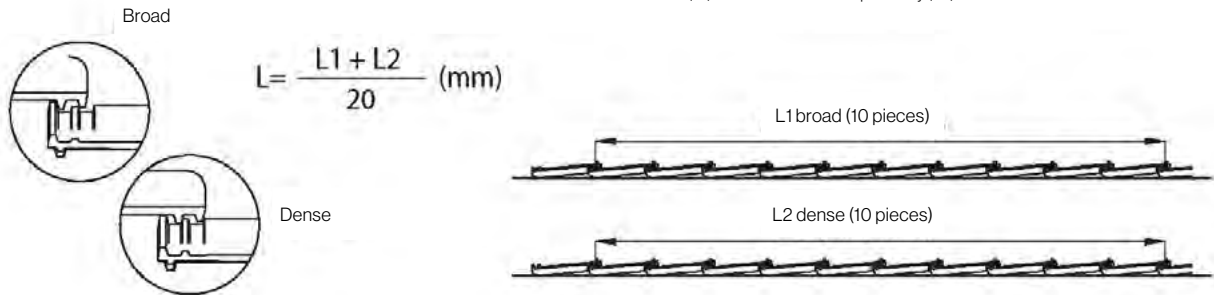


THE CORRECT WAY OF ROOF BATTENING — **VALENS**

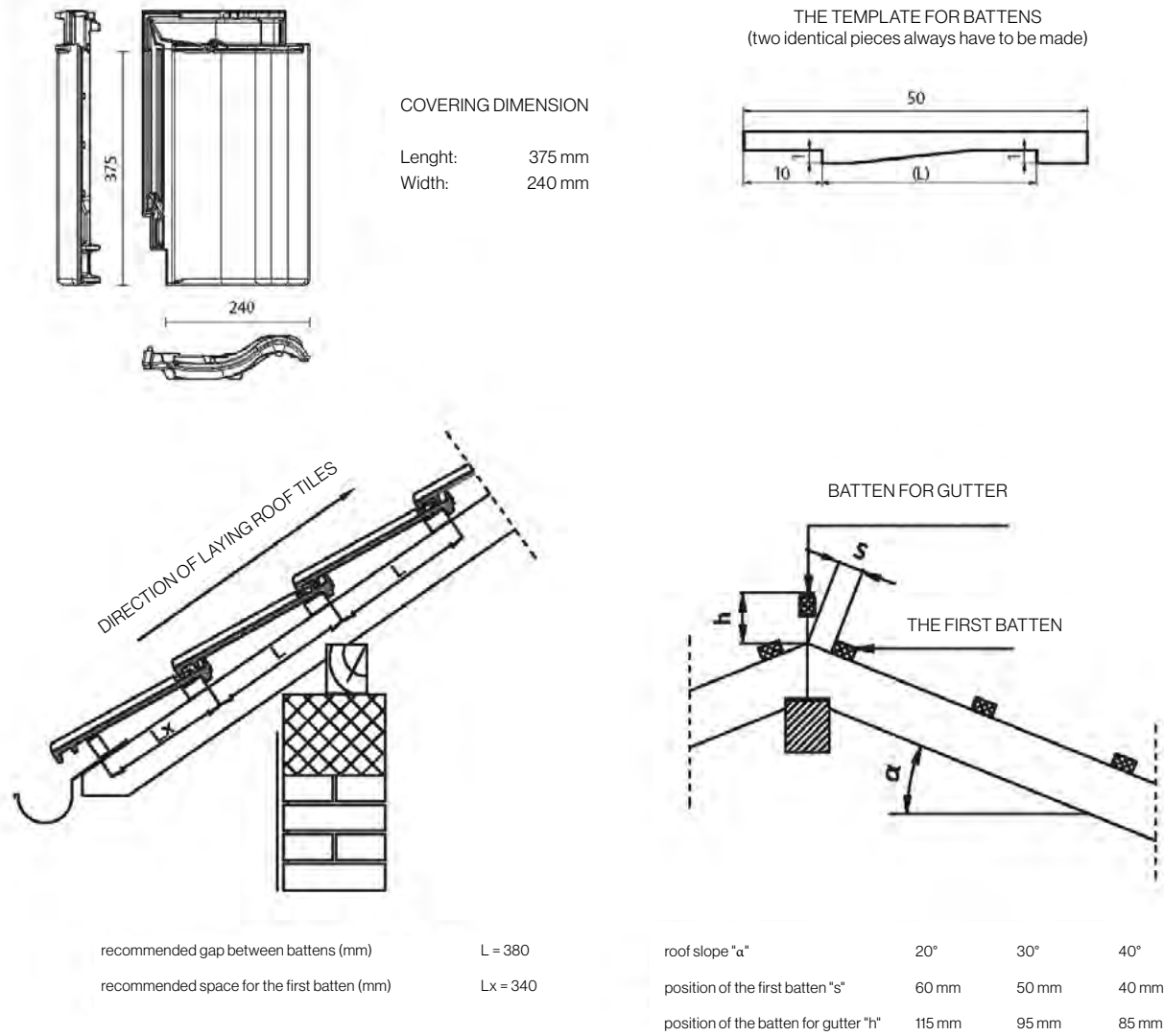


SPECIFYING THE SPACE BETWEEN THE BATTENS ACCORDING TO THE NORM

- Take 12 roof tiles that serve as random samples at the construction site.
- Line up the roof tiles that you have taken on the flat surface (concrete or board) face down.
- Measure the space between 10 roof tiles when they are lined up broadly (L1) and then when lined up densely (L2).

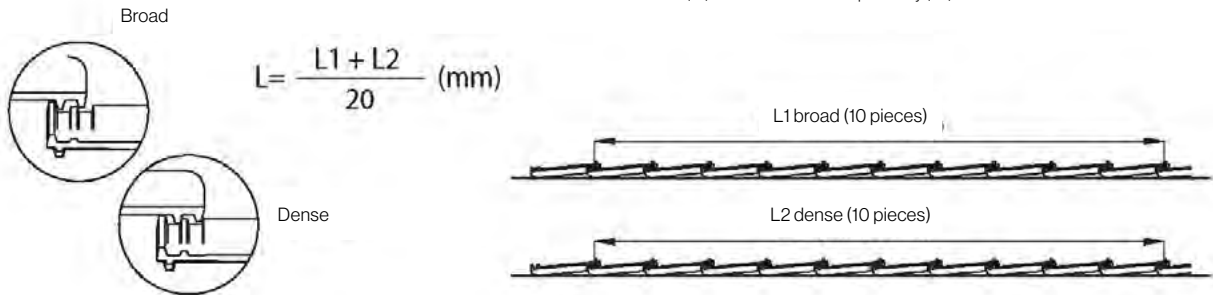


THE CORRECT WAY OF ROOF BATTENING — **DIKLECIJAN**



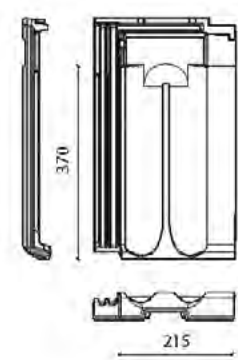
SPECIFYING THE SPACE BETWEEN THE BATTENS ACCORDING TO THE NORM

- Take 12 roof tiles that serve as random samples at the construction site.
- Line up the roof tiles that you have taken on the flat surface (concrete or board) face down.
- Measure the space between 10 roof tiles when they are lined up broadly (L1) and then when lined up densely (L2).

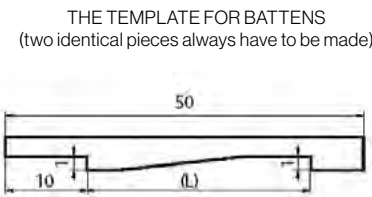




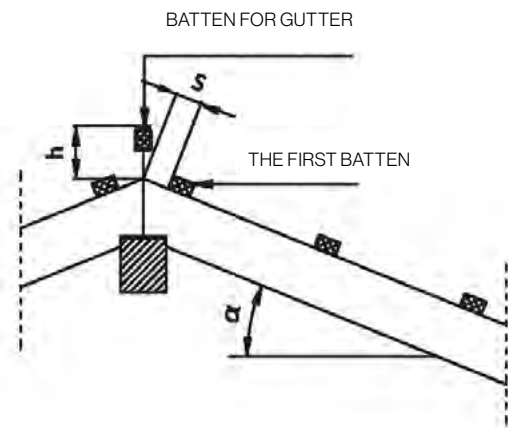
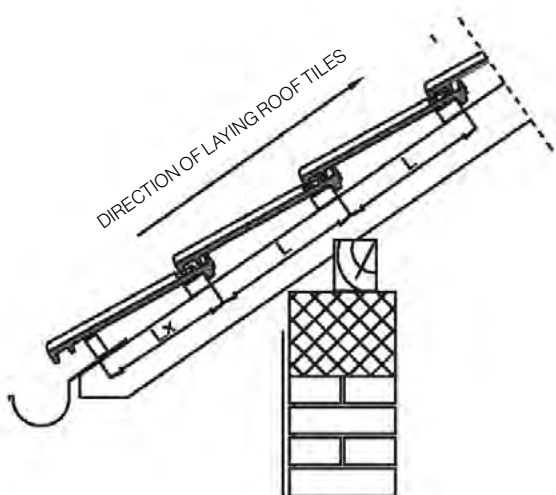
THE CORRECT WAY OF ROOF BATTENING — **GLINEX KONTINENTAL/RUSTIK**



COVERING DIMENSION  
Lenght: 370 mm  
Width: 215 mm



THE TEMPLATE FOR BATTENS  
(two identical pieces always have to be made)

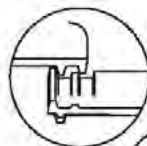


recommended gap between battens (mm)	L = 360
recommended space for the first batten (mm)	Lx = 320

roof slope "α"	20°	30°	40°
position of the first batten "s"	50 mm	40 mm	30 mm
position of the batten for gutter "h"	110 mm	90 mm	85 mm


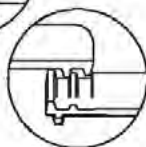
- SPECIFYING THE SPACE BETWEEN THE BATTENS ACCORDING TO THE NORM
- Take 12 roof tiles that serve as random samples at the construction site.
  - Line up the roof tiles that you have taken on the flat surface (concrete or board) face down.
  - Measure the space between 10 roof tiles when they are lined up broadly (L1) and then when lined up densely (L2).

Broad

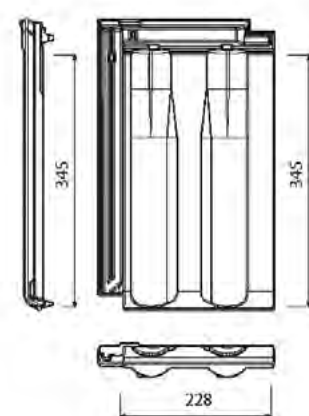


$$L = \frac{L1 + L2}{20} \text{ (mm)}$$

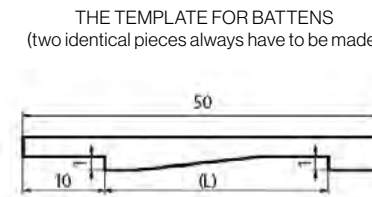
Dense



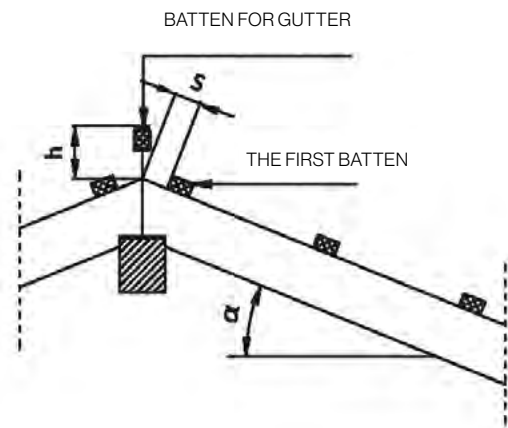
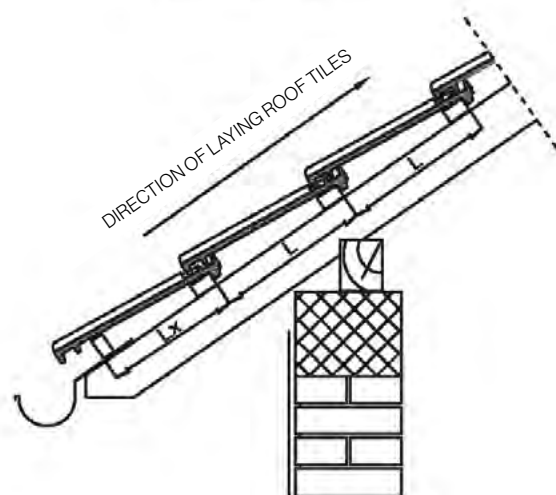
THE CORRECT WAY OF ROOF BATTENING — **GLINEX PREMIUM**



COVERING DIMENSION  
Lenght: 345 mm  
Width: 228 mm



THE TEMPLATE FOR BATTENS  
(two identical pieces always have to be made)

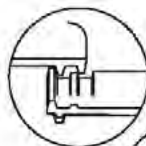


recommended gap between battens (mm)	L = 350
recommended space for the first batten (mm)	Lx = 310

roof slope "α"	20°	30°	40°
position of the first batten "s"	60 mm	50 mm	40 mm
position of the batten for gutter "h"	110 mm	90 mm	85 mm

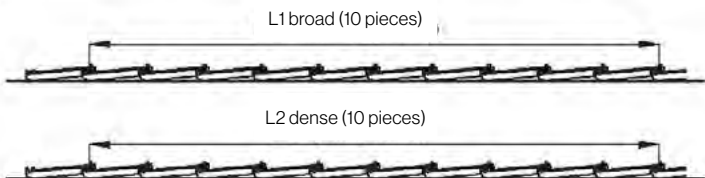
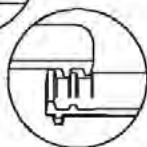
- SPECIFYING THE SPACE BETWEEN THE BATTENS ACCORDING TO THE NORM
- Take 12 roof tiles that serve as random samples at the construction site.
  - Line up the roof tiles that you have taken on the flat surface (concrete or board) face down.
  - Measure the space between 10 roof tiles when they are lined up broadly (L1) and then when lined up densely (L2).

Broad



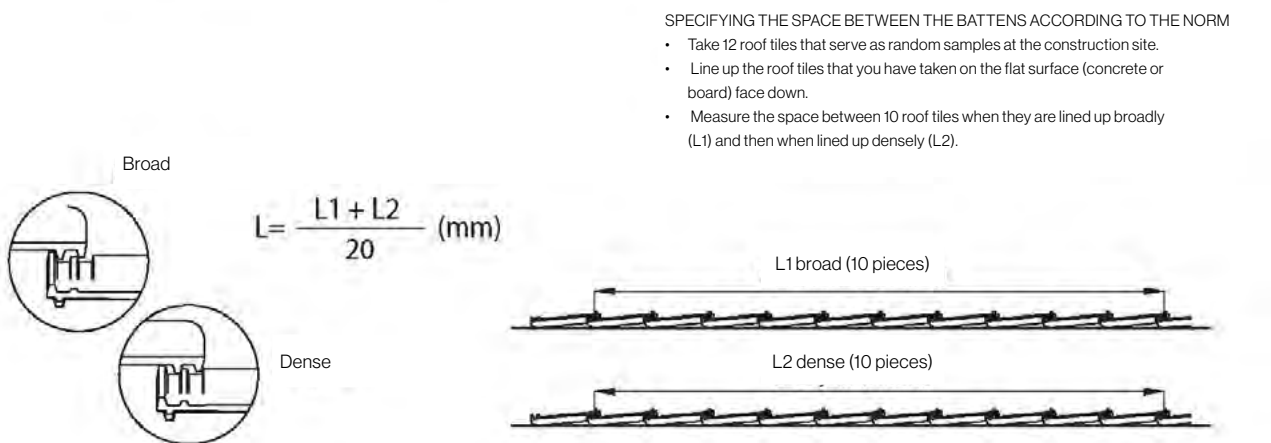
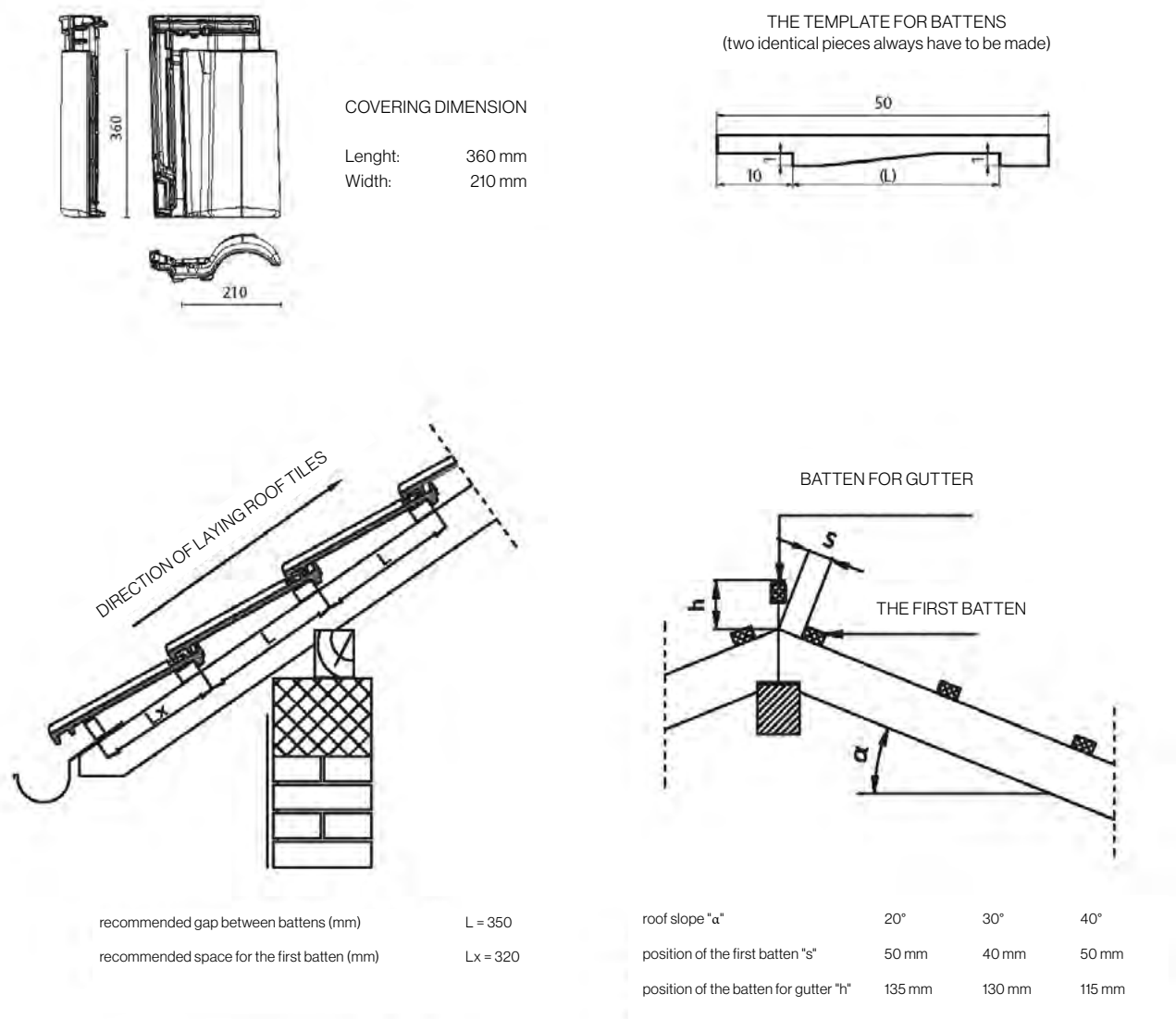
$$L = \frac{L1 + L2}{20} \text{ (mm)}$$

Dense





# THE CORRECT WAY OF ROOF BATTENING — **MEDITERAN**



# WARRANTY

for roof tiles:

bought on:
 
 in:
 
 (name, place and stamp of the company)

for usage on object:
 
 (address)

with receipt number:

buyer:
 
 (first name and surname)

# 40+10 YEAR-LONG WARRANTY

- DILJ d.o.o. VINKOVCI** guarantees that the delivered roof tiles will in mentioned period of 40 years fulfill all the requirements of European norms for clay roof tiles: **HR EN 1304**
- If the roof tiles within the mentioned period and due to the weather conditions wouldn't serve as covering, **DILJ d.o.o. VINKOVCI** would be obliged to replace the roof tiles with the new ones if there were proofs that the roof tiles didn't fulfill the requirements of European norms for clay roof tiles.
- The warranty does not count in the case of a mechanical damage that was made due to e.g. natural disaster.
- The warranty counts only when the following conditions are fulfilled:
  - the roof construction was performed by professionals and it is done appropriately and according to the instructions of the producer
  - the roof aeration was performed according to the instructions of the producer
  - the complaint was done in a written form and there is: the date of buying the product, roof tile model, place of embedding the product, type and the extent of damage and there are also the copy of receipt and the warranty paper attached to it
  - the person that made the complaint allows the representor of the producer to inspect the damaged roof tiles without interruption
- Warranty 40 + 10 years** counts only when the following conditions are fulfilled:
  - all that is stated in 1,2,3, and 4
  - the roof is constructed according to ventilated roof system and the original roof equipment **NEXE KROV PLUS**
  - the special roof tiles were used on the roof
- Warranty is being counted from the delivery day.



**Davor Jakupec**

+385 (0)99 210 22 29  
davor.jakupec@nexe.hr

**Miro Bakula**

+385 (0)99 265 84 55  
miro.bakula@nexe.hr

**Bruno Mifka**

+385 (0)99 659 83 25  
bruno.mifka@nexe.hr

**Anica Ergović Bakula**

+385 (0)98 26 99 68  
anica.ergovic-bakula@nexe.hr

**Mario Bošnjak**

+385 (0)98 980 65 06  
mario.bosnjak@nexe.hr

**Igor Smičić**

+387 (0)63 89 52 23  
igor.smicic@nexe.hr

**Mirko Biluš**

+387 (0)63 89 52 26  
mirko.bilus@nexe.hr

**Almir Omerović**

+387 (0)63 29 31 80  
almir.omerovic@nexe.ba

**Tomislav Ivanac**

+ 385 (0)98 36 43 30  
tomislav.ivanac@nexe.hr